



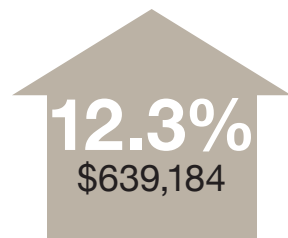
Royal LePage Real Estate Services Ltd., Brokerage  
**You're In Good Company**

# June 2015 Market Stats

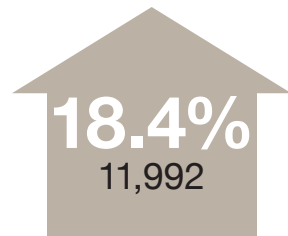
Statistics provided by the Toronto Real Estate Board

## MLS Sales Activity

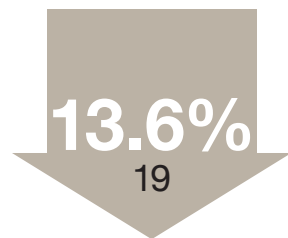
	UNITS	AVERAGE PRICE
<b>JUNE 2015</b>	<b>11,992</b>	<b>\$639,184</b>
<b>JUNE 2014</b>	<b>10,132</b>	<b>\$569,174</b>



Year-Over-Year  
**Average Sale Price**



Year-Over-Year  
**Number of Sales**



Year-Over-Year  
**Average Days On Market**

## Sales & Average Price By Major Home Type



Detached	Sales	Average Price
<b>416</b>	1,488	\$1,051,912
<b>905</b>	4,457	\$738,016



Semi-Detached	Sales	Average Price
<b>416</b>	456	\$761,819
<b>905</b>	754	\$496,740



Townhouse	Sales	Average Price
<b>416</b>	509	\$539,259
<b>905</b>	1,396	\$459,004



Condo Apartment	Sales	Average Price
<b>416</b>	1,906	\$418,599
<b>905</b>	794	\$324,388



Royal LePage Real Estate Services Ltd., Brokerage  
[www.rlpqta.ca](http://www.rlpqta.ca)

Facebook: [RoyalLePageRealEstateServicesLtd.Brokerage](https://www.facebook.com/RoyalLePageRealEstateServicesLtd.Brokerage)

[/company/royal-lepage-real-estate-services-ltd.-brokerage](https://www.linkedin.com/company/royal-lepage-real-estate-services-ltd.-brokerage)