




Royal LePage Real Estate Services Ltd., Brokerage
You're In Good Company

April 2015 Market Stats

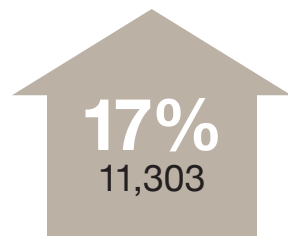
Statistics provided by the Toronto Real Estate Board

MLS Sales Activity


	UNITS	AVERAGE PRICE
APRIL 2015	11,303	\$635,932
APRIL 2014	9,660	\$578,354



Year-Over-Year
**Average
 Sale Price**



Year-Over-Year
**Number
 of Sales**



Year-Over-Year
**Average Days
 On Market**

Sales & Average Price By Major Home Type



Detached	Sales	Average Price
416	1,468	\$1,056,114
905	4,214	\$729,961



Semi-Detached	Sales	Average Price
416	415	\$727,875
905	750	\$489,796



Townhouse	Sales	Average Price
416	451	\$551,231
905	1,342	\$448,236



Condo Apartment	Sales	Average Price
416	1,706	\$407,612
905	745	\$318,471



Royal LePage Real Estate Services Ltd., Brokerage
www.rlpqta.ca



/RoyalLePageRealEstateServicesLtd.Brokerage



/company/royal-lepage-real-estate-services-ltd.-brokerage